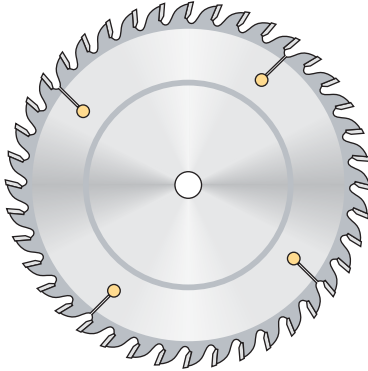
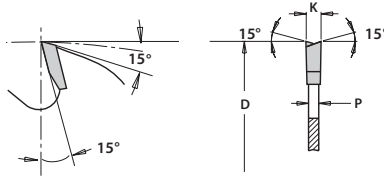


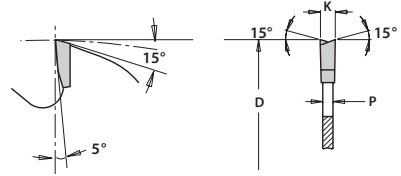
WoodCrafter Series Blades



[A: TABLE SAW]



[B: RADIAL ARM SAW]



Application: For cutting natural soft and hardwoods.

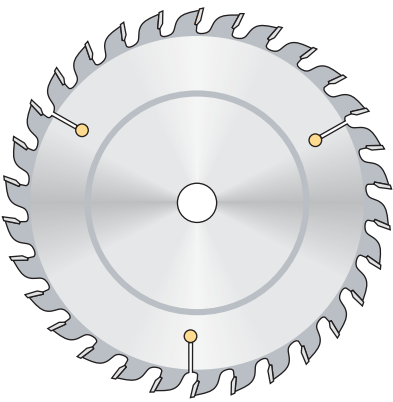
A: Use on table saw.

B: Use on radial arm saw or mitre box.

Carbide-tipped | ATB Top Design | Copper Plugged Slots

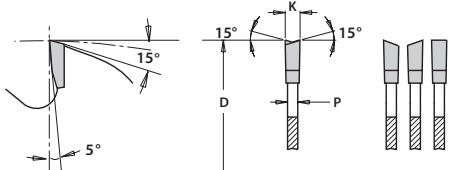
	Catalog #	Dia.	Teeth	Bore	Kerf	Plate
A	WMS10402	10"	40	5/8"	.125"	.095"
A	WMS12402	12"	40	1"	.125"	.095"
B	WMS10602N	10"	60	5/8"	.100"	.075"
B	WMS10802N	10"	80	5/8"	.100"	.075"
B	WMS12802N	12"	80	1"	.105"	.080"

OverArm Blades



Application: Ideal for cutting natural soft or hardwood. Fast and clean cut with low power draw. Use for radial arm machines.

Carbide-tipped | 2ATB + 1Flat Top Design | Copper Plugged Slots



	Catalog #	Dia.	Teeth	Bore	Kerf	Plate
	OA1024	10"	24	5/8"	.135"	.095"
	OA1230	12"	30	1"	.135"	.095"
	OA1436	14"	36	1"	.149"	.109"
	OA1645	16"	45	1"	.149"	.109"
	OA1848	18"	48	1"	.170"	.120"
	OA2054	20"	54	1"	.184"	.134"