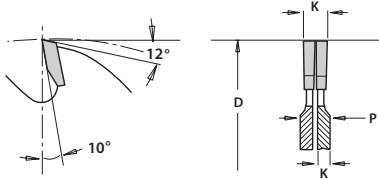



# Split Scoring Blades

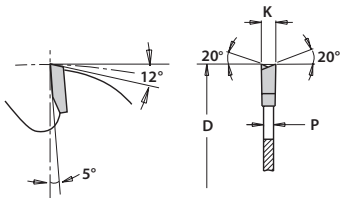
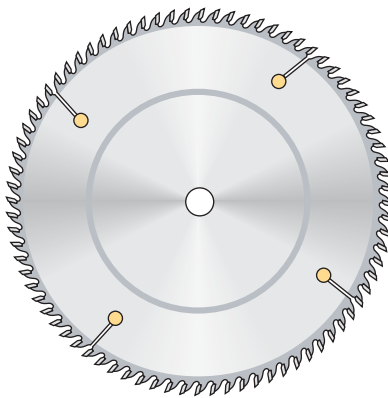


**Application:** For machines with scoring capabilities.  
Includes shims to adjust main varying blade thicknesses.  
Use for standard table saws and panel sizing machines.

Carbide-tipped | Flat Top Design | Set Pin Together

Catalog #	Dia.	Teeth	Bore	Kerf
SSS1001275	100 mm	2x12	3/4"	2.8/3.6
SSS1201275	120 mm	2x12	3/4"	2.8/3.6
SSS0801020	80 mm	2x10	20 mm	2.8/3.6
SSS1001220	100 mm	2x12	20 mm	2.8/3.6
SSS1201220	120 mm	2x12	20 mm	2.8/3.6
SSS1001222	100 mm	2x12	22 mm	2.8/3.6
SSS1201222	120 mm	2x12	22 mm	2.8/3.6
SSS1251222	125 mm	2x12	22 mm	2.8/3.6
SSS1202050	120 mm	2x20	50 mm	2.8/3.6

# Vertical Panel Blades



**Application:** For cutting a straight and true cuts on single sheets.  
Use for vertical panel machines.

Carbide-tipped | TCG and ATB Top Design | Copper Plugged Slots

Catalog # TCG	Catalog # ATB	Dia.	Teeth	Bore	Kerf	Plate
VP08603	VP08602	8"	60	5/8"	.110"	.080"
VP08803	VP08802	8"	80	5/8"	.125"	.091"
N/A	VP08487* (2+1)	8"	48	5/8"	.125"	.091"
VP22042303	VP22042302	220 mm	42	30 mm	.115"	.081"
VP22064303	VP22064302	220 mm	64	30 mm	.115"	.081"
VP22070303	VP22070302	220 mm	70	30 mm	.115"	.081"
VP25060303	VP25060302	250 mm	60	30 mm	.120"	.086"
VP25080303	VP25080302	250 mm	80	30 mm	.120"	.086"
VP30080303	VP30080302	300 mm	80	30 mm	.130"	.095"
VP300100303	VP300100302	300 mm	100	30 mm	.130"	.095"